

Panorama and detail, Pano105 dual lens camera provides a professional single camera solution. Integrated with Dual 5-Megapixel sensors, one equipped with f 1.05mm non-linear fisheye lens offers 180/360 degree de-warped image (single or multiple), for the other sensor, lens is 6, 8, 12, 16mm optional. Dual sensors gimbals work independently and can be configured to almost any direction, and de-warping algorithms are 180/360 degree selectable depends on fisheye lens configuration. Wide Dynamic Range and IR cut removable are available for both sensors. Pano105 offers a professional and efficient solution for commercial, industrial, and public areas.

Features

- 2 x 5 Megapixel Progressive CMOS Sensor
- Smooth 15 fps@High 7.3 Megapixels Resolution(3840x1920)
- H.264/MJPEG Dual Codec
- 1.05mm non-linear Fisheye Lens + 6/8/12/16mm Fixed-focal Lens
- Removable IR Cut, Day & Night Function for Both Sensors
- eWDR Image Enhancement for Extreme Lighting Condition (too Bright/Dark)
- Various Display Modes Selectable for Different Applications
- ePTZ, Auto Pan, Auto Patrol Function on Fisheye Lens
- Two-way Audio
- Built-in MicroSD/SDHC/SDXC Card Slot for On Board Storage
- Weather-proof IP66-rated Outdoor Housing
- Built-in 802.3af Compliant PoE
- ONVIF 2.2 Compliant for interoperability



Outdoor



Indoor



360° Panoramic View + Fixed-focal View



180° Panoramic View + Fixed-focal View













180° Triple View + Fixed-focal View



Quad View + Fixed-focal View

System Information		Audio	
CPU	Multimedia SoC (System-on-Chip)	Audio Capability	Audio input/output
NOR Flash	16MB	Compression	G.711u
RAM	512 MB	Interface	External microphone input
Camera Features		Network	
Image Sensor	1/2.5" Progressive CMOS sensor in 2592x1944 Resolution	Users	Live viewing for up to 10 clients
Maximum Resolution	7.37 MEGA: 3840x1920 @15fps	Protocols	HTTP,HTTPS, TCP/ IP,IPv4, UDP, SMTP, FTP, DHCP, DDNS, NTP, DNS, ARP,RTSP, RTP, UPnP, ONVIF (Profile S), Multicast
Fixed-Focal Lens Type	1/2.5", f = 6/8/12/16 mm, F1.6, Fix-Iris, Horizontal angle of view: 54° / 41° / 28° / 22	Interface	10 Base-T/100 BaseTX Ethernet(RJ-45)
Panoramic Lens Type	1/2.5", f = 1.05 mm, F2.8 , Fix-Iris, Angle of view: 186±4° (D/H/V)	ONVIF	Ver.2.2 and above
Shutter Time	1/100,000 to 1s	Intelligent Video	
WDR Technology	eWDR Enhanced	Motion Detection	Ten-windows video motion detection
Day/Night	Removable IR-cut filter for Day &Night Function	Alarm and Event	
Minimum illumination	1.9 Lux @F2.8 (Color) ; 0.1 Lux @F2.8 (B/W)	Alarm Triggers	Video motion detection, manual trigger, digital input, periodical trigger, system boot, recording notification
External IR Illuminators (optional)	Effective Range up to 10meter, 60/120/180 Degree IR IP66 / 8W / DC12V	Alarm Events	Event notification using digital output, HTTP, SMTP, FTP and NAS server
On-board Storage	Built-in MicroSD card slot, support SDHC/SDXC 64GB or above		File upload via HTTP, SMTP, FTP and NAS server
Video		General	
Compression	H.264, MJPEG	Connectors	RJ-45 cable connector for Network/PoE connection Audio input / output DC 12V power input Digital input*4 Digital output*2 (Digital output *1 and control External IR Broad Digital output *1)
Display Mode	360° Source View + Fixed-focal View 180° Double Broad View + Fixed-focal View 180° Triple View + Fixed-focal View Quad View + Fixed-focal View	LED Indicator	System power and status indicator
Maximum Streams	Two simultaneous streams Stream 1: 3840x1920@15fps Stream 2: 480x240@15fps	Power Input	DC 12V
S/N Ratio	Above 39 dB	Power Consumption	9.6W
Dynamic Range	100 dB	Dimensions	200x153.5mm
Video Streaming	Adjustable resolution, quality and bitrate	Weight	Net :1.9kg
Image Settings	Adjustable image size, quality and bitrate Configurable brightness, saturation, exposure control, sharpness, contrast, white balance, auto shutter control, auto gain control, noise reduction, EV luminance control, flip & mirror, privacy masks, time stamp, text overlay	Casing	Indoor IP54/ Outdoor Weather-proof IP66-rated housing
		Safety Certifications	CE, FCC Class B, LVD
		Operating Temperature	Starting : -10°C ~ 50°C Working: -40°C ~ 50°C
		Operating Humidity	10% ~ 80%
		System Requirements	
		Operating System	Microsoft Windows 7/Vista/XP/2000
		Web Browser	Mozilla Firefox 7 ~ 10, Internet Explorer 7.x or 8.x, Chrome / Safari 4.0 or above
		Other Players	VLC: 1.1.11 or above
		Accessories	
			Quick installation guide, warranty card, screws pack, mounting bracket, software CD

Accessory

				
Outdoor 6" Dome Housing	Pole Mount Bracket	Pole Mount Bracket	Pendant Mount Bracket + Power box	Pendant Mount Bracket
				
Exterior Angle 90° Corner Adapter	Interior Angle 90° Corner Adapter	Wall Mount Bracket + Power Box	Wall Mount Bracket	Pendant Mount Bracket